

Let's Aim Ever Higher!

144 / 430 (440) / 1200 / 2400 / 5600 MHz / 10 GHz*
* CX-10G required

VHF/UHF, and enter the world of SHF. The IC-905 is an all mode transceiver with 144–5600 MHz coverage plus a 10 GHz transverter option. The IC-905 was designed with ICOM's technology, spirit of challenge, and playful mind and shows you a new world in the SHF band.



RF Module ▲



Controller ▲

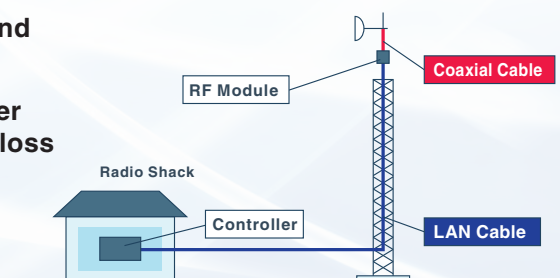


IC-905 Promotion Video

The Industry-First

144–5600 MHz / 10 GHz Coverage VHF / UHF / SHF Multi-Bander

- 144 – 5600 MHz / 10 GHz* coverage with all modes (* Optional CX-10G Transverter required)
- The separate configuration with the controller and RF module mounted directly under the antenna
- The LAN cable connection between the controller and the RF module significantly reduces power loss
- PoE (Power over Ethernet) technology improves the location of the RF module installation
- ATV (Amateur TV) in the analog FM mode



Main Features

- ▣ Output power is 10 W on 144 / 430 / 1200 MHz, 2 W on 2400 / 5600 MHz and 0.5 W on 10 GHz
- ▣ 4.3 inch large color LCD touch display
- ▣ A high-performance real-time spectrum scope and waterfall display
- ▣ The real-time spectrum scope can be adjusted for various band spans
- ▣ Easy digital mode settings
- ▣ SD card slot



▲ ATV TX/RX Screen Example

- ▣ High-performance GPS antenna supplied
- ▣ GPS 1 pps signal frequency management
- ▣ Full D-STAR functions (DV/DD Mode)
- ▣ ATV (Amateur TV) in the FM Mode
- ▣ USB connection for PC and mobile
- ▣ CX-10G, 10 GHz Transverter, available as an optional item

CX-10G Transverter (Option)




RF Module

RF Module

Top Side

GPS (GNSS) Antenna Connector (SMA)




140/430/1200 MHz Antenna Connector (Type N)

2400 MHz Antenna Connector (SMA)

5600 MHz Antenna Connector (SMA)

Bottom Side



LAN Cable Connector to the Controller

10 MHz REF output (BNC)

ACC Connector for Optional CX-10G

Controller

Right Side



SD Card Slot

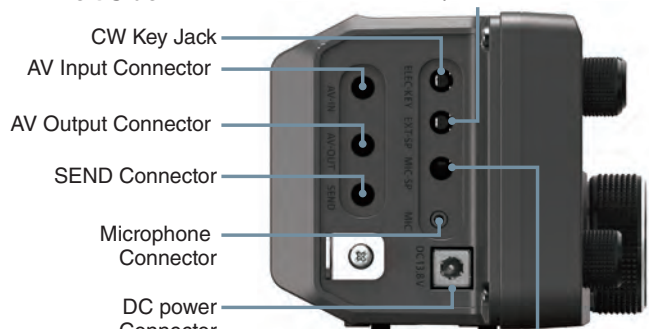
LAN Port

LAN Cable Connector to the RF Module

USB Type C Connector

Left Side

External Speaker Connector



CW Key Jack

AV Input Connector

AV Output Connector

SEND Connector

Microphone Connector

DC power Connector

Speaker Microphone Connector

All stated features, appearances, screen shots and specifications may be subject to change without notice. Icom and the Icom logo are registered trademarks of Icom Incorporated (Japan) in Japan, the United States, the United Kingdom, Germany, France, Spain, Russia, Australia, New Zealand and/or other countries. All other trademarks are the properties of their respective holders.

Les spécifications et informations données dans ce document peuvent être modifiées sans préavis. La configuration du poste peut varier suivant les versions.

Icom France s.a.s.

Zac de la Plaine - 1, Rue Brindejonc des Moulinais
 BP 45804 - 31505 TOULOUSE CEDEX 5
 Tél : +33 (0)5 61 36 03 03
 WEB ICOM : <http://www.icomfrance.com>
 E-mail : icom@icomfrance.com



FOUNDING MEMBER OF



CACHET DISTRIBUTEUR

