

HGO 433 & 868

Dual Band Base Station Antenna

DESCRIPTION: Dual-band omnidirectional base station antenna conceived to work on 433MHz and 868MHz ISM systems. It is protected by thermoplastic UV stabilized material for the best robustness and long life for outdoor and indoor installations. It is supplied with plastic bracket and fixing hardware for an easy installation on the mast or on the wall and it comes with 50 cm or 5m low loss cable /SMA-m

Electrical Data

Type	Multi Band Dipole / Array
Frequency Range	415-465 MHz & 815-890 MHz
@ SWR ≤ 2	for ISM433 & ISM868
Impedance	50 Ω
Radiation (H-plane)	360° Omnidirectional
Radiation (E-plane)	Beamwidth @ -3dB = 55° @ 433 MHz Beamwidth @ -3dB = 45° @ 868 MHz
Radiation angle deg.	0°
Polarization	Linear Vertical
Gain	2 dBi for 433 MHz 4 dBi for 868 MHz
Max Power	20 Watts (CW) @ 30°C ambient
Cable Type / Length	White Low Loss / 50cm or 5m
Connector	SMA-male (other type on request, acc min q.ty)

Mechanical Data

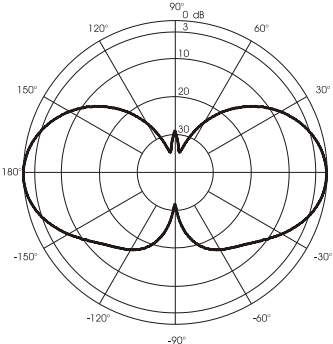
Materials	Thermoplastic UV Stabilized Grey RAL 7035, galvanized steel hardware
Wind Load @150 km/h	36 N
Wind Resistance	200 Km/h
Wind Surface	0.02 m ²
Operating temperature	-20°C to + 80°C
Dimensions (approx.)	335 x 166 x 144 mm with bracket
Weight (approx.)	350 gr
Installation Type	Mast: Ø 25-42 mm with U-bolt (included) Wall: mounting screw (not included)



TYPICAL RADIATION PATTERN in E-plane at 440 MHz

File: E-04-017

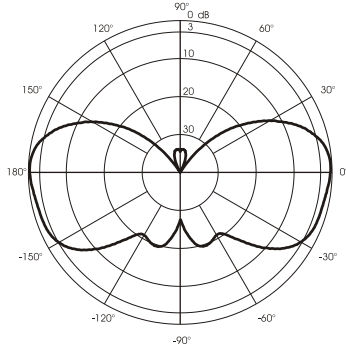
Scale: linear



TYPICAL RADIATION PATTERN in E-plane at 868 MHz

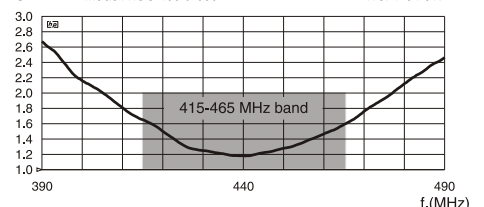
File: E-04-017

Scale: linear

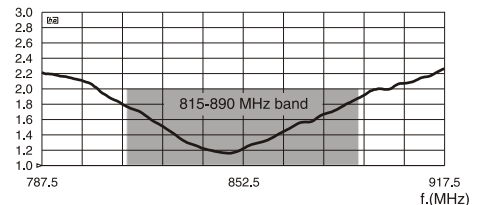


TYPICAL S.W.R. RESPONSE

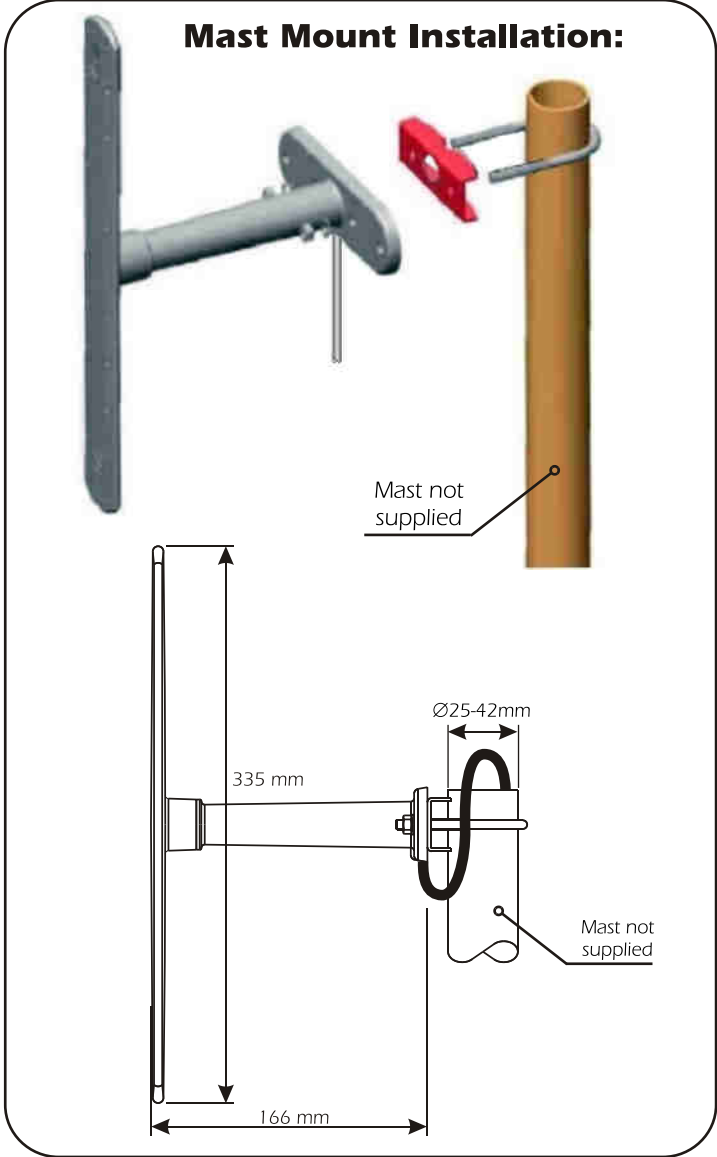
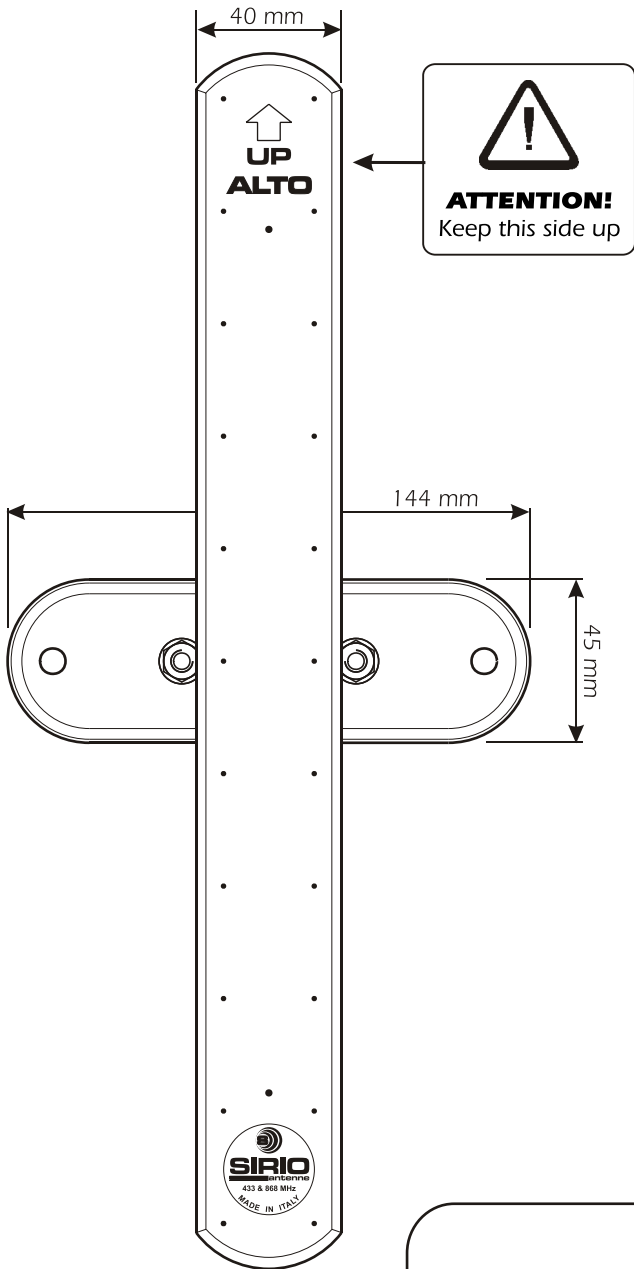
S.W.R. Model: HGO 433 & 868 File: F-04-017



S.W.R. Model: HGO 433 & 868 File: F-04-017



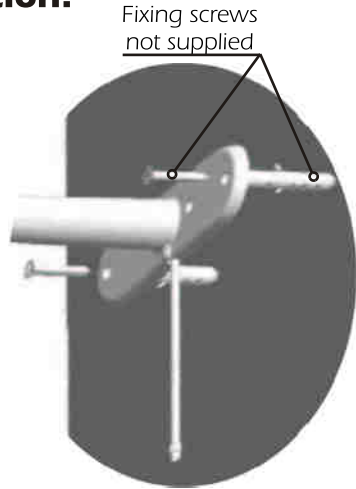

MOUNTING INSTRUCTIONS



Wall Mount Installation:

Fixing bracket part list	
Q.ty	Description
1	Steel bracket
1	M6x180 U-bolt
2	M6 Flat Washer
2	M6 Lock washer
2	M6 Hexagonal nut

Mounting needed tools:	
n. 1	10 mm open key



The recommended installation is to drill a hole in the wall for the best cable fixation.

For the external cable fixation use the bracket hole to avoid cable damages / bendings.