

3.5MHz Band Compact High Performance Mobil Antenna HF80FX

DIAMOND
ANTENNA

Operation Instructions

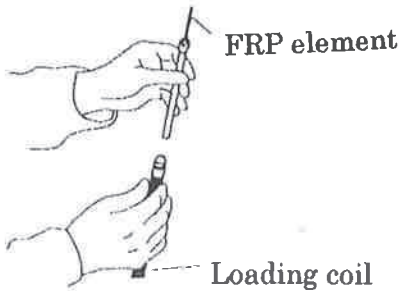
To use this antenna properly, read this instructions thoroughly before using the antenna. Keep this manual carefully at hand for later use.

Description

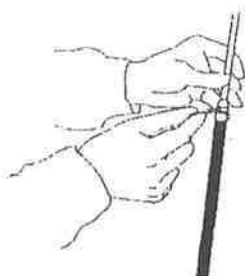
1. This is designed a light weight, compact and slim with high performance though it is a trapped antenna.
2. Loading coil section employs dual section distributed system to dissipate extra heat on transmission. High-power rating specification allow the antenna to be 120W(SSB) Max. Power rating.
3. Antenna element section employs a tapered FRP element to prevent damage being caused by obstacles.
4. It is easy to adjust sliding to an adjustment element support without cut element.

Assembling

1. Fix the loading coil and FRP element.



2. Loosen locked nut of an upper loading coil and insert an adjustment element support.
3. FRP element can slide about 10cm.. Start from adjusting 5cm from the shortest point.
4. Fasten with the hexagonal wrench after adjustment.

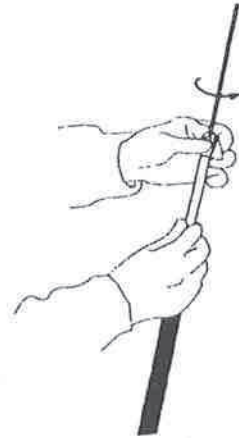


PASSION-RADIO.FR

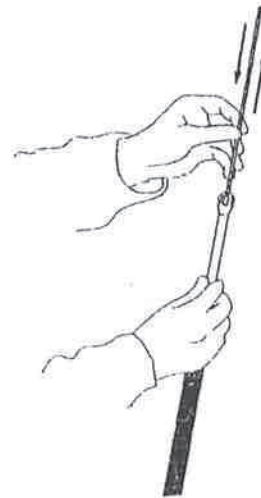
Analogique - Numérique - SDR

Adjustment

1. Loosen locked nut of an upper loading coil and slide the FRP antenna.



2. The desired frequency can be adjusted by the FRP element length. With longer element size, the frequency will move to lower side and shorter length move the frequency to higher level. The frequency change per 1cm length is 12kHz.



DIAMOND ANTENNA CORPORATION

Miyata Building, No. 15-1, 1-chome Sugamo, Toshima-ku Tokyo, Japan 170-0002 TEL.03-3947-1411 FAX.03-3944-2981
Home Page <http://www.diamond-ant.co.jp>

3.5MHz Band Compact High Performance Mobil Antenna HF80FX



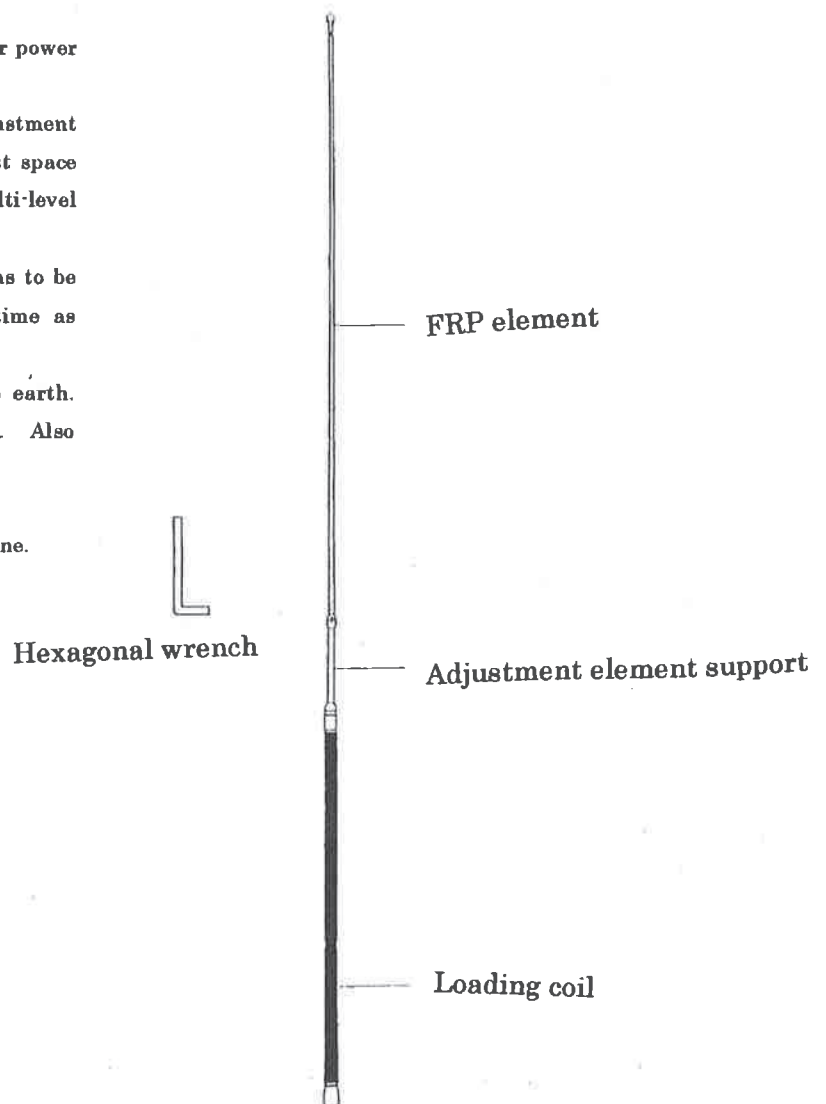
PASSION-RADIO.FR

Analogique - Numérique - SDR


Note

1. Do not touch the antenna during transmission to avoid electrocuted.
2. Since the VSWR of HF antenna varies depending on the installation location, be sure to adjust the antenna after fixing on the actual installation location.
3. Adjust the antenna where there is no obstacles or power line, other cars and pedestrians.
4. Due to insufficient earth capacity, correct adjustment cannot be performed at the place where has vast space under the car such as on a bridge or in the multi-level parking lot.
5. To avoid interfering other station, adjustment has to be performed with least RF power and shortest time as possible.
6. This is an earthling antenna using car body to earth. Performance will worth if it is not good earth. Also adjustment.
7. Do not remove rubber tube covering loading coil.
8. Wipe off dirt regularly. Do not use thinner or benzine.

Part name (number)



VSWR



Specifications

- Frequency: 3.5MHz
Impedance: 50ohms
VSWR: Less than 1.5
Max power rating: 120W (SSB)
Length: 1.4m
Weight: 220g.
Connector: M
Type: 1/4 wave bottom loading

DIAMOND ANTENNA CORPORATION

Miyata Building, No. 15-1, 1-chome Sugamo, Tbshima-ku Tbkyo, Japan 170-0002 TEL.03-3947-1411 FAX.03-3944-2981
Home Page <http://www.diamond-ant.co.jp>