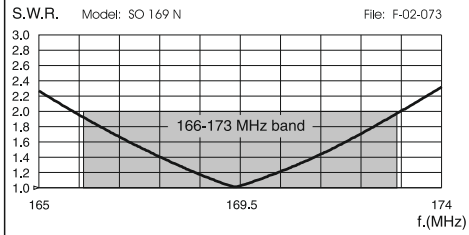


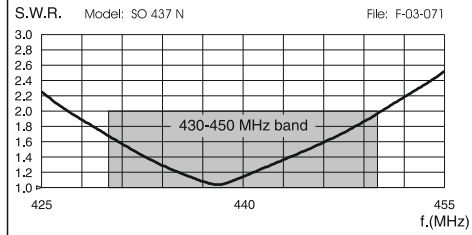
SO 169 N

TYPICAL S.W.R. RESPONSE



SO 437 N

TYPICAL S.W.R. RESPONSE




SO 169 N SO 437 N

Base Station Antennas ISM 169 MHz or 70cm bands



SO 169 N



SO 437 N

Installation Manual

DESCRIPTION

Base station antennas conceived for ISM 169 MHz or VHF 70cm systems. The radiant element are made of brass (for SO 169) or PCB (for SO 437) and protected by a strong fiberglass tube. SO 169/437 N are available with N-female connector with gold plated central pin.

SPECIFICATIONS

Electrical Data	SO 169 N	SO 437 N
Type	1/2 λ	
Frequency Range @ SWR \leq 2.0	166-173 MHz	430-450 MHz
Impedance	50 Ω	
Radiation (H-plane)	360° omnidirectional	
Polarization	Linear Vertical	
Gain	0 dBd - 2.15 dBi	
Max Power (CW) @ 30° C	50 Watt	20 Watt
Grounding Protection	All metal parts are DC-ground, the inner conductor shows a DC-short	
Connector	N-female; gold plated central pin	

Mechanical Data

Housing & Radome Material	Fiberglass, Copper, Chromed Brass	
Bracket & Hardware Material	Stainless steel	
Wind Load @ 150 Km/h, 93 mi/h	16 N	9 N
Wind Resistance	140 Km/h; 87 mi/h	200 Km/h; 124 mi/h
Wind Surface	0.014 m ² ; 0.15 ft ²	0.008 m ² ; 0.086 ft ²
Height (approx.) (no bracket)	960 mm, 3.1 ft	530 mm, 1.7 ft
Weight (approx.) (no bracket)	260 gr, 0.57 lb	150 gr, 0.33 lb
Operating Temperature	-40 °C to +80 °C	
Installation type	M1 bracket	

MOUNTING INSTRUCTIONS

LOCK NUT re-order code: SA252	
Q.ty	Description
1	19mm Exagonal nut
1	M16 Spring lock washer



'M1' BRACKET re-order code: 2503503.00	
Materials:	stainless steel
Dimensions:	38x64x98 mm; 1.5x2.5x3.8 in
Weight:	120 g



**REMARK!
WELL LOCK**

